

Follow up Activity 1

Road Signs

Signs with red triangles warn us of dangers. Signs with circles nearly always give orders. Blue circles tell us what to do. Red Circles tell us what NOT to do. Rectangles and pentagons give directions or other information. You will see lots of different signs when you are out and about. Read the Highway Code to see what they mean.

Use the colour key to colour the road signs then use the word bank to write what the signs mean on the line underneath.

Word bank

Traffic Lights

School Crossing Patrol

Roundabout

Cycles Only

Maximum Speed

Bend to right

Key

A=Amber

B=Blue


G=Green

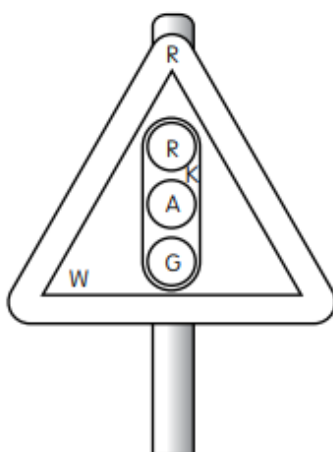
K=Black

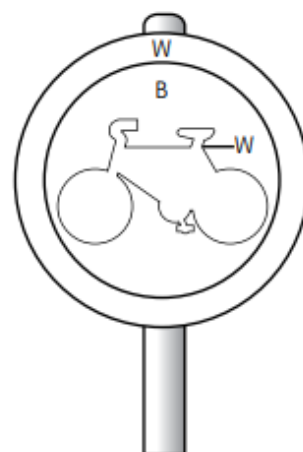
R=Red

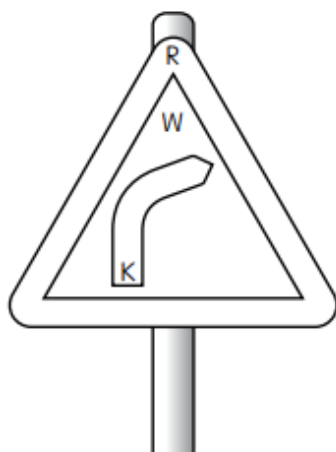
W=White


Y=Yellow

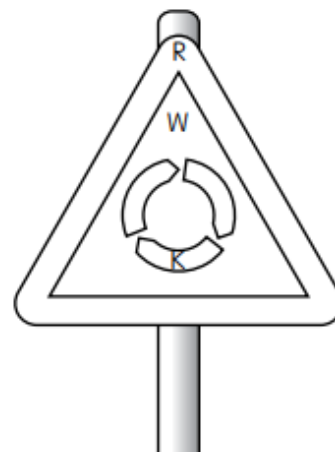












Follow up Activity 2

Put the Road Signs in the Correct Box

We need to put all the order, information and warning signs away. Can you look at these road signs and draw a line from them to the correct box?

One has been done for you.



Order Signs



Information Signs



Warning Signs